



SECRETARIAL DEPARTMENT

Jekegram, Pokhran Road No. 1, Thane (W) - 400 606
Maharashtra, India
CIN No.: L17117MH1925PLC001208
Tel: (91-22) 4036 7000 / 6152 7000
Fax: (91-22) 2541 2805
www.raymond.in

January 19, 2017

To,

The Department of Corporate Services - CRD
BSE Ltd.
P.J. Towers, Dalal Street,
Mumbai 400 001
Fax No. 22722037 / 39 / 41
Scrip Code: 500330

The National Stock Exchange of India Ltd
Exchange Plaza, 5th Floor,
Bandra-Kurla Complex
Bandra (East)
MUMBAI 400 051
Fax No. 6641 8125/26
Scrip Code: RAYMOND EQ

Luxembourg Stock Exchange
Societe De La De Luxembourg Societe,
35A, Boulevard Joseph II,
L-1840 Luxembourg

Dear Sirs,

Sub: Shareholding Pattern under Regulation 31 SEBI (Listing Obligations and Disclosure Requirements) Regulations, 2015

Pursuant to Regulation 31 of the SEBI (Listing Obligations and Disclosure Requirements) Regulations, 2015, we enclose herewith shareholding pattern for the quarter ended December 31, 2016 for your information and record.

We trust that you find the same in order.

Thanking you,

Yours faithfully,
For **RAYMOND LIMITED**


Thomas R. Fernandes
Director – Secretarial
& Company Secretary

Encl: a/a.



CORPORATE OFFICE

Mahindra Towers, Pandurang Budhkar Marg,
B Wing, Worli, Mumbai - 400 018
Tel: (022) 4034 9999 / 6152 9999
Fax: (022) 2493 9036 / 2492 5084

REGISTERED OFFICE

Plot No. 156/H No. 2, Village Zadgaon,
Ratnagiri - 415 612, Maharashtra
Tel: (02352) 232514
Fax: (02352) 232513


Raymond Limited			
Shareholding Pattern under Regulation 31 of SEBI (Listing Obligations and Disclosure Requirements) Regulations, 2015			
1	Name of Listed Entity: Raymond Limited		
2	Scrip Code/Name of Scrip/Class of Security: BSE_500330 / NSE_RAYMOND EQ / RAYMOND LIMITED/ Equity		
3	Share Holding Pattern Filed under: Reg. 31(1)(a) /Reg. 31(1)(b)/ Reg. 31(1)(c)		
a.	If under 31(1)(b) then indicate the report for Quarter ending December 31, 2016		
b.	If under 31(1)(c) then indicate date of allotment/extinguishment - N.A.		
4	Declaration: The Listed entity is required to submit the following declaration to the extent of submission of information:-		
	Particulars	Yes*	No*
1	Whether the Listed Entity has issued any partly paid up shares?	-	No
2	Whether the Listed Entity has issued any Convertible Securities or Warrants?	-	No
3	Whether the Listed Entity has any shares against which depository receipts are issued?	Yes	-
4	Whether the Listed Entity has any shares in locked-in?	-	No
5	Whether any shares held by promoters are pledge or otherwise encumbered?	-	No
<p>* If the Listed Entity selects the option 'No' for the questions above, the columns for the partly paid up shares, Outstanding Convertible Securities/Warrants, depository receipts, locked-in shares, No of shares pledged or otherwise encumbered by promoters, as applicable, shall not be displayed at the time of dissemination on the Stock Exchange website. Also wherever there is 'No' declared by Listed Entity in above table the values will be considered as 'Zero' by default on submission of the format of holding of specified securities.</p>			



Raymond Limited

Table I - Summary Statement holding of specified securities

Category	Category of shareholder	Number of shareholders	No. of fully paid up equity shares held	No. of Partly paid-up equity shares held	No. of shares underlying Depository Receipts	Total nos. shares held	Shareholding as a % of total no. of shares (calculated as per SCRR, 1957)	Number of Voting Rights held in each class of securities			No. of Shares Underlying Outstanding convertible securities (including Warrants)	Shareholding, as a % assuming full conversion of convertible securities (as a percentage of diluted share capital)	Number of Locked in shares		Number of Shares pledged or otherwise encumbered		Number of equity shares held in dematerialised form	
								No of Voting Rights					Total as a % of (A+B+C)	No. (a)	As a % of total Shares	No. (a)		As a % of total Shares held
								Class X Equity	Class y	Total								
(i)	(ii)	(iii)	(iv)	(v)	(vi)	(vii) = (iv)+(v)+ (vi)	(viii)As a % of (A+B+C2)	(ix)			(x)	(xi)= (vii)+(x) As a % of (A+B+C2)	(xii)		(xiii)		(xiv)	
(A)	Promoter & Promoter Group	12	260,09,864	0	0	260,09,864	42.93	260,09,864	-	260,09,864	42.37	0	42.93	0	0.00	0	0.00	260,09,864
(B)	Public	1,08,554	345,70,540	0	0	345,70,540	57.07	345,70,540	-	345,70,540	56.32	0	57.07	0	0.00	NA	NA	324,55,463
(C)	Non Promoter - Non Public	2	-	0	8,00,450	8,00,450	NA	8,00,450	-	8,00,450	1.30	0	NA	0	0.00	NA	NA	7,93,000
(C1)	Shares Underlying DRs	2	-	0	8,00,450	8,00,450	NA	8,00,450	-	8,00,450	1.30	0	NA	0	0.00	NA	NA	7,93,000
(C2)	Shares Held By Employee Trust	0	0	0	0	0	-	0	-	0	0	0	0	0	0.00	NA	NA	0.00
	Total	1,08,568	605,80,404	-	8,00,450	613,80,854	100	613,80,854	-	613,80,854	100	-	100	-	-	-	-	592,58,327



Raymond Limited

Table II - Statement showing shareholding pattern of the Promoter and Promoter Group


	Category & Name of the shareholders	PAN	Nos. of shareholders	No. of fully paid up equity shares held	Partly paid-up equity shares held	No. of shares underlying Depository Receipts	Total nos. shares held	Shareholding % calculated as per SCRR, 1957 As a % of (A+B+C2)	Number of Voting Rights held in each class of securities			No. of Shares Underlying Outstanding convertible securities (including Warrants)	Shareholding as a % assuming full conversion of convertible securities (as a percentage of diluted share capital)	Number of Locked in shares		Number of Shares pledged or otherwise encumbered		Number of equity shares held in dematerialised form	
									No of Voting Rights					Total as a % of (A+B+C)	No. (a)	As a % of total Shares held (b)	No. (a)		As a % of total Shares held (b)
									Class X Equity	Class y	Total								
1	(I)	(II)	(III)	(IV)	(V)	(VI)	(VII) = (IV)+(V)+ (VI)	(VIII) As a % of (A+B+C2)	(IX)			(X)	(XI)= (VII)+(X) As a % of (A+B+C2)	(XII)		(XIII)		(XIV)	
1	Indian																		
(a)	Individuals / Hindu Undivided Family		6	2,42,610	0	0	2,42,610	0.40	2,42,610	0	2,42,610	0.40	0	0.40	0	0	0	0	2,42,610
	Ashadevi Singhania	AAQPS0997N		1,39,119	0	0	1,39,119	0.23	1,39,119	0	1,39,119	0.23	0	0.23	0	0	0	0	1,39,119
	Vijaypat Singhania	AADPS7083G		80,997	0	0	80,997	0.13	80,997	0	80,997	0.13	0	0.13	0	0	0	0	80,997
	Shephali A Ruia	AAAPR5863L		13,140	0	0	13,140	0.02	13,140	0	13,140	0.02	0	0.02	0	0	0	0	13,140
	Gautam Hari Singhania	AAFPS1651J		5,529	0	0	5,529	0.01	5,529	0	5,529	0.01	0	0.01	0	0	0	0	5,529
	Ritwik A Ruia	AJDPR1408D		2,000	0	0	2,000	0	2,000	0	2,000	0	0	0	0	0	0	0	2,000
	Advait Krishna Ruia	BFRPR0151N		1,825	0	0	1,825	0	1,825	0	1,825	0	0	0	0	0	0	0	1,825
(b)	Central Government / State Government(s)		-	-	0	0	-	-	-	0	-	0.00	0	0	0	0	0	0	-
(c)	Financial Institutions / Banks		-	-	0	0	-	-	-	0	-	0.00	0	0	0	0	0	0	-
(d)	Any Other (Specify)		6	257,67,254	0	0	257,67,254	42.53	257,67,254	0	257,67,254	41.98	0	42.53	0	0	0	0	257,67,254
	Bodies Corporate		6	257,67,254	0	0	257,67,254	42.53	257,67,254	0	257,67,254	41.98	0	42.53	0	0	0	0	257,67,254
	J K Investors (Bombay) Limited	AAACJ2089D		177,89,287	0	0	177,89,287	29.36	177,89,287	0	177,89,287	28.98	0	29.36	0	0	0	0	177,89,287
	J K Helene Curtis Limited	AAACJ2511L		35,92,050	0	0	35,92,050	5.93	35,92,050	0	35,92,050	5.85	0	5.93	0	0	0	0	35,92,050
	J K Investo Trade (India) Limited	AAACJ6284E		28,02,826	0	0	28,02,826	4.63	28,02,826	0	28,02,826	4.57	0	4.63	0	0	0	0	28,02,826
	J K Sports Foundation	AAATJ0031G		7,92,395	0	0	7,92,395	1.31	7,92,395	0	7,92,395	1.29	0	1.31	0	0	0	0	7,92,395
	Smt Sunitidevi Singhania Hospital Trust	AAATS2147N		6,91,496	0	0	6,91,496	1.14	6,91,496	0	6,91,496	1.13	0	1.14	0	0	0	0	6,91,496
	Polar Investments Limited	AAACP6450E		99,200	0	0	99,200	0.16	99,200	0	99,200	0.16	0	0.16	0	0	0	0	99,200
	Sub Total (A)(1)		12	260,09,864	0	0	260,09,864	42.93	260,09,864	0	260,09,864	42.37	0	42.93	0	0	0	0	260,09,864
2	Foreign		0	0	0	0	0	0	0	0	0	0	0.00	0	0	0	0	0	0
(a)	Individuals (Non-Resident Individuals / Foreign Individuals)		0	0	0	0	0	0	0	0	0	0	0	0	0	0	0	0	0
(b)	Government		0	0	0	0	0	0	0	0	0	0	0	0	0	0	0	0	0
(c)	Institutions		0	0	0	0	0	0	0	0	0	0	0	0	0	0	0	0	0
(d)	Foreign Portfolio Investor		0	0	0	0	0	0	0	0	0	0	0	0	0	0	0	0	0
(e)	Any Other (Specify)		0	0	0	0	0	0	0	0	0	0	0	0	0	0	0	0	0
	Sub Total (A)(2)		0	0	0	0	0	0	0	0	0	0	0	0	0	0	0	0	0
	Total Shareholding Of Promoter And Promoter Group (A)= (A)(1)+(A)(2)		12	260,09,864	0	0	260,09,864	42.93	260,09,864	0	260,09,864	42.37	0	42.93	0	0	0	0	260,09,864

Details of Shares which remain unclaimed may be given hear along with details such as number of shareholders, outstanding shares held in demat/unclaimed suspense account, voting rights which are frozen etc.

Note:

(1) PAN would not be displayed on website of Stock Exchange(s)

(2) The term 'Encumbrance' has the same meaning as assigned under regulation 28(3) of SEBI (Substantial Acquisition of Shares and Takeovers) Regulations, 2011.



Raymond Limited

Table III - Statement showing shareholding pattern of the Public shareholder

	Category & Name of the shareholders	PAN	Nos. of shareholders	No. of fully paid up equity shares held	Partly paid-up equity shares held	No. of shares underlying Depository Receipts	Total nos. shares held	Shareholding % calculated as per SCRR, 1957 As a % of (A+B+C2)	Number of Voting Rights held in each class of securities			No. of Shares Underlying Outstanding convertible securities (including Warrants)	Shareholding, as a % assuming full conversion of convertible securities (as a percentage of diluted share capital)	Number of Locked in shares		Number of Shares pledged or otherwise encumbered		Number of equity shares held in dematerialised form	
									No of Voting Rights					Total as a % of (A+B+C)	No. (a)	As a % of total Shares held(b)	No. (a)		As a % of total Shares held(b)
									Class X Equity	Class y	Total								
	(I)	(II)	(III)	(IV)	(V)	(VI)	(VII) = (IV)+(V)+(VI)	(VIII) As a % of (A+B+C2)	(IX)			(X)	(XI) = (VII)+(X) As a % of (A+B+C2)	(XII)		(XIII)	(XIV)		
1	Institutions																		
(a)	Mutual Fund		37	38,84,679	0	0	38,84,679	6.41	38,84,679	0	38,84,679	6.33	0	6.41	0	0.0000	NA	NA	38,81,242
	Mirae Asset Fund	AACTM0203B		16,58,481	0	0	16,58,481	2.74	16,58,481	0	16,58,481	2.70	0	2.74	0	0.0000	NA	NA	16,58,481
	Reliance Capital Trustee Co. Ltd	AAATR00908		9,96,750	0	0	9,96,750	1.65	9,96,750	0	9,96,750	1.62	0	1.65	0	0.0000	NA	NA	9,96,750
	Canara Robeco Mutual Fund	AAATC3901G		6,40,821	0	0	6,40,821	1.06	6,40,821	0	6,40,821	1.04	0	1.06	0	0.0000	NA	NA	6,40,821
(b)	Venture Capital Funds		0	-	0	0	-	0.00	-	0	-	0.00	0	0.00	0	0.0000	NA	NA	-
(c)	Alternate Investment Funds		0	-	0	0	-	0.00	-	0	-	0.00	0	0.00	0	0.0000	NA	NA	-
	Foreign Venture Capital Investors		0	-	0	0	-	0.00	-	0	-	0.00	0	0.00	0	0.0000	NA	NA	-
(e)	Foreign Portfolio Investor		71	47,41,961	0	0	47,41,961	7.83	47,41,961	0	47,41,961	7.73	0	7.83	0	0.0000	NA	NA	47,41,961
	Government Pension Fund Global	AACCN1454E		12,20,000	0	0	12,20,000	2.01	12,20,000	0	12,20,000	1.99	0	2.01	0	0.0000	NA	NA	12,20,000
	Em Resurgent Fund	AACCE5562C		6,25,000	0	0	6,25,000	1.03	6,25,000	0	6,25,000	1.02	0	1.03	0	0.0000	NA	NA	6,25,000
	Dimensional Emerging Markets Value Fund	AACCD1578M		6,24,327	0	0	6,24,327	1.03	6,24,327	0	6,24,327	1.02	0	1.03	0	0.0000	NA	NA	6,24,327
(f)	Financial Institutions / Banks		66	59,366	0	0	59,366	0.10	59,366	0	59,366	0.10	0	0.10	0	0.0000	NA	NA	49,115
(g)	Insurance Companies		7	43,33,810	0	0	43,33,810	7.15	43,33,810	0	43,33,810	7.06	0	7.15	0	0.0000	NA	NA	43,33,560
	Life Insurance Corporation Of India	AAACLO582H		31,57,089	0	0	31,57,089	5.21	31,57,089	0	31,57,089	5.14	0	5.21	0	0.0000	NA	NA	31,56,939
	General Insurance Corporation Of India	AAACG0615N		6,99,570	0	0	6,99,570	1.15	6,99,570	0	6,99,570	1.14	0	1.15	0	0.0000	NA	NA	6,99,520
(h)	Provident Funds/ Pension Funds		0	-	0	0	-	0.00	-	0	-	0.00	0	0.00	0	0.0000	NA	NA	-
(i)	Any Other (Specify)		32	5,87,413	0	0	5,87,413	0.97	5,87,413	0	5,87,413	0.96	0	0.97	0	0.0000	NA	NA	5,81,185
	Foreign Mutual Fund		1	2	0	0	2	0.00	2	0	2	0.00	0	0.00	0	0.0000	NA	NA	2
	Foreign Financial Institution		26	5,86,250	0	0	5,86,250	0.97	5,86,250	0	5,86,250	0.96	0	0.97	0	0.0000	NA	NA	5,81,179
	UTI		5	1,161	0	0	1,161	0.00	1,161	0	1,161	0.00	0	0.00	0	0.0000	NA	NA	4
	Sub Total (B)(1)		213	136,07,229	0	0	136,07,229	22.46	136,07,229	0	136,07,229	22.17	0	22.46	0	0.0000	NA	NA	135,87,063
	Central Government/ State Government(s)/ President of India							0.00				0.00		0.00		0.0000	NA	NA	-
2	Sub Total (B)(2)		0	-	0	0	-	0.00	-	0	-	0.00	0	0.00	0	0.0000	NA	NA	-
3	Non-Institutions							0.00				0.00		0.00		0.0000	NA	NA	
(a)	Individuals							0.00				0.00		0.00		0.0000	NA	NA	
	i. Individual shareholders holding nominal share capital up to Rs. 2 lakhs.		104168	104,97,102	0	0	104,97,102	17.33	104,97,102	0	104,97,102	17.10	0	17.33	0	0.0000	NA	NA	86,15,140
	ii. Individual shareholders holding nominal share capital in excess of Rs. 2 lakhs.		32	40,46,115	0	0	40,46,115	6.68	40,46,115	0	40,46,115	6.59	0	6.68	0	0.0000	NA	NA	40,46,115
	Ujjwala A Singhania	AAPPS3867G		7,38,748	0	0	7,38,748	1.22	7,38,748	0	7,38,748	1.20	0	1.22	0	0.0000	NA	NA	7,38,748
	Bharat Jayantilal Patel	AAAPP6652R		7,25,232	0	0	7,25,232	1.20	7,25,232	0	7,25,232	1.18	0	1.20	0	0.0000	NA	NA	7,25,232
(b)	NBFCs registered with RBI		0	-	0	0	-	0.00	-	0	-	0.00	0	0.00	0	0.0000	NA	NA	-
(c)	Employee Trusts		0	-	0	0	-	0.00	-	0	-	0.00	0	0.00	0	0.0000	NA	NA	-
(d)	Overseas Depositories(holding DRs) (balancing figure)		0	-	0	0	-	0.00	-	0	-	0.00	0	0.00	0	0.0000	NA	NA	-
(e)	Any Other (Specify)		4,141	64,20,094	-	-	64,20,094	10.60	64,20,094	-	64,20,094	10.46	-	10.60	-	0.0000	NA	NA	62,07,145
	Trusts		8	11,549	0	0	11,549	0.02	11,549	0	11,549	0.02	0	0.02	0	0.0000	NA	NA	11,549
	Foreign Nationals		2	231	0	0	231	0.00	231	0	231	0.00	0	0.00	0	0.0000	NA	NA	231
	Hindu Undivided Family		1,543	3,62,119	0	0	3,62,119	0.60	3,62,119	0	3,62,119	0.59	0	0.60	0	0.0000	NA	NA	3,62,119
	Foreign Companies		4	3,445	0	0	3,445	0.01	3,445	0	3,445	0.01	0	0.01	0	0.0000	NA	NA	-
	Non Resident Indians (Non Repat)		470	1,48,698	0	0	1,48,698	0.25	1,48,698	0	1,48,698	0.24	0	0.25	0	0.0000	NA	NA	1,47,314
	Non Resident Indians (Repat)		1,004	4,64,872	0	0	4,64,872	0.77	4,64,872	0	4,64,872	0.76	0	0.77	0	0.0000	NA	NA	2,97,786
	Clearing Member		212	1,23,758	0	0	1,23,758	0.20	1,23,758	0	1,23,758	0.20	0	0.20	0	0.0000	NA	NA	1,23,758
	Bodies Corporate		898	53,05,422	0	0	53,05,422	8.76	53,05,422	0	53,05,422	8.64	0	8.76	0	0.0000	NA	NA	52,64,388
	Finquest Securities Pvt. Ltd.	AABCB7028F		18,10,824	0	0	18,10,824	2.99	18,10,824	0	18,10,824	2.95	0	2.99	0	0.0000	NA	NA	18,10,824
	Aadi Financial Advisors LLP	AARFA5161F		7,00,000	0	0	7,00,000	1.16	7,00,000	0	7,00,000	1.14	0	1.16	0	0.0000	NA	NA	7,00,000
	Sub Total (B)(3)		1,08,341	209,63,311	0	0	209,63,311	34.60	209,63,311	0	209,63,311	34.15	0	34.60	0	0.0000	NA	NA	188,68,400
	Total Public Shareholding (B) = (B)(1)+(B)(2)+(B)(3)		1,08,554	345,70,540	0	0	345,70,540	57.07	345,70,540	0	345,70,540	56.32	0	57.07	0	0.0000	NA	NA	324,55,463

Details of the shareholders acting as persons in Concert including their Shareholding (No. and %):

Details of Shares which remain unclaimed may be given hear along with details such as number of shareholders, outstanding shares held in demat/unclaimed suspense account, voting rights which are frozen etc.


No. of shareholders	No. of Shares
2193	55318

Note:

(1) PAN would not be displayed on website of Stock Exchange(s).

(2) The above format needs to be disclosed along with the name of following persons: Institutions/Non Institutions holding more than 1% of total number of shares

(3) W.r.t. the information pertaining to Depository Receipts, the same may be disclosed in the respective columns to the extent information available and the balance to be disclosed as held by custodian.



Raymond Limited

Table IV - Statement showing shareholding pattern of the Non Promoter- Non Public shareholder

	Category & Name of the shareholders	PAN	Nos. of shareholders	No. of fully paid up equity shares held	Partly paid-up equity shares held	No. of shares underlying Depository Receipts	Total nos. shares held	Shareholding % calculated as per SCRR, 1957 As a % of (A+B+C2)	Number of Voting Rights held in each class of securities			No. of Shares Underlying Outstanding convertible securities (including Warrants)	Shareholding, as a % assuming full conversion of convertible securities (as a percentage of diluted share capital)	Number of Locked in shares		Number of Shares pledged or otherwise encumbered		Number of equity shares held in dematerialised form	
									No of Voting Rights		Total as a % of (A+B+C)			No. (a)	As a % of total Shares held (b)	No. (a)	As a % of total Shares held (b)		
									Class X Equity	Class y									Total
	(I)	(II)	(III)	(IV)	(V)	(VI)	(VII) = (IV)+(V)+ (VI)	(VIII) As a % of (A+B+C2)	(IX)			(X)	(XI)= (VII)+(X) As a % of (A+B+C2)	(XII)		(XIII)		(XIV)	
1	Custodian/DR Holder		2	0	0	8,00,450	8,00,450	NA	8,00,450	0	8,00,450	1.30	0	NA	0	0.00	NA	NA	7,93,000
	Citibank N.A.	AAACC0462F		0	0	7,93,000	7,93,000	NA	7,93,000	0	7,93,000	1.29	0	NA	0	0.00	NA	NA	7,93,000
2	Employee Benefit Trust (under SEBI (Share based Employee Benefit) Regulations, 2014)		0	0	0	0.00	-	0.00	-	0	-	0.00	0	0.00	0	0.00	NA	NA	-
	Total Non-Promoter- Non Public Shareholding (C)= (C)(1)+(C)(2)		2	0	0	8,00,450	8,00,450	0.00	8,00,450	0	8,00,450	1.30	0	0.00	0	0.00	NA	NA	7,93,000

Note:

- (1) PAN would not be displayed on website of Stock Exchange(s).
- (2) The above format needs to disclose name of all holders holding more than 1% of total number of shares
- (3) W.r.t. the information pertaining to Depository Receipts, the same may be disclosed in the respective columns to the extent information available
- (4) Number of outstanding DR's are 4,00,225 equivalent to 8,00,450 Equity Shares of face value Rs.10 each

